

## Distribution block - PTFIX 18X2,5 GY - 3273308

Please be informed that the data shown in this PDF Document is generated from our Online Catalog. Please find the complete data in the user's documentation. Our General Terms of Use for Downloads are valid (<http://phoenixcontact.com/download>)



Distribution block, Basic terminal block, the blocks can be bridged with one another via the conductor shaft, for corresponding plug-in bridges, see accessories, nom. voltage: 450 V, nominal current: 24 A, connection method: Push-in connection, number of connections: 18, cross section: 0.14 mm<sup>2</sup> - 4 mm<sup>2</sup>, AWG: 26 - 12, width: 46.9 mm, height: 21.7 mm, color: gray, mounting type: for snapping onto a DIN rail adapter, Direct mounting with flange, Free-hanging

### Your advantages

- ✓ Flexible use, thanks to DIN rail mounting, direct mounting or adhesive mounting
- ✓ Clear wiring, thanks to eleven different color variants
- ✓ Time-saving conductor connection, thanks to tool-free Push-in direct connection technology
- ✓ Time savings of up to 80%, thanks to ready-to-mount blocks without manual bridging
- ✓ Space savings of up to 50% on the DIN rail, thanks to transverse mounting



### Key Commercial Data

|                                      |   |
|--------------------------------------|---|
| Packing unit                         | 1 pc  |
| Minimum order quantity               | 8 pc  |
| GTIN                                 | <br>4 055626 392219 |
| GTIN                                 | 4055626392219   |
| Weight per Piece (excluding packing) | 32.500 g  |
| Custom tariff number                 | 85369010  |
| Country of origin                    | Poland  |

### Technical data

#### General

|                       |   |
|-----------------------|---|
| Note                  | Notes on operation the blocks can be bridged with one another via the conductor shaft, for corresponding plug-in bridges, see accessories |
| Number of levels      | 1   |
| Number of connections | 18  |

## Distribution block - PTFIX 18X2,5 GY - 3273308

### Technical data

#### General

|  |   |
|--|---|
| Potentials   | 1   |
| Nominal cross section  | 2.5 mm <sup>2</sup>   |
| Color  | gray  |
| Insulating material  | PA  |
| Flammability rating according to UL 94                             | V0  |
| Mounting type  | for snapping onto a DIN rail adapter  |
| Rated surge voltage  | 6 kV  |
| Degree of pollution  | 3   |
| Overvoltage category   | III   |
| Insulating material group  | I   |
| Maximum load current   | 32 A  |
| Maximum total current  | 48 A  |
| Nominal current I <sub>N</sub>                                     | 24 A  |
| Nominal voltage U <sub>N</sub>                                     | 450 V   |
| Open side panel  | No  |
| Shock protection test specification                                | DIN EN 50274 (VDE 0660-514):2002-11   |
| Back of the hand protection  | guaranteed  |
| Finger protection  | guaranteed  |
| Result of tight fit on support                                     | Test passed   |
| Note   | When aligning several blocks, it is recommended to either place a DIN rail adapter underneath the connection point or a flange element between the blocks.  |
|  | For versions with 6 or 7 connections, it is sufficient to place one DIN rail adapter in the middle of each block and to use flange elements after every second block. Depending on the application case and mechanical load, other arrangements of the mounting accessory can also be chosen. |
|  | When using the DIN rail adapter PTFIX-NS35, an aligned block must not protrude by more than a half.   |
| Result of thermal test   | Test passed   |
| Proof of thermal characteristics (needle flame) effective duration | 30 s  |
| Oscillation, broadband noise test result                           | Test passed   |
| Test specification, oscillation, broadband noise                   | DIN EN 50155 (VDE 0115-200):2008-03   |
| Test spectrum  | Service life test category 2, bogie-mounted   |
| Test frequency   | f <sub>1</sub> = 5 Hz to f <sub>2</sub> = 250 Hz  |
| ASD level  | 6.12 (m/s <sup>2</sup> ) <sup>2</sup> /Hz   |
| Acceleration   | 3.12g   |
| Test duration per axis   | 5 h   |
| Test directions  | X-, Y- and Z-axis   |
| Shock test result  | Test passed   |

## Distribution block - PTFIX 18X2,5 GY - 3273308

### Technical data

#### General

|   |                                     |
|---|-------------------------------------|
| Test specification, shock test  | DIN EN 50155 (VDE 0115-200):2008-03 |
| Shock form  | Half-sine                           |
| Acceleration  | 30g                                 |
| Shock duration  | 18 ms                               |
| Number of shocks per direction  | 3                                   |
| Test directions   | X-, Y- and Z-axis (pos. and neg.)   |
| Relative insulation material temperature index (Elec., UL 746 B)        | 130 °C                              |
| Temperature index of insulation material (DIN EN 60216-1 (VDE 0304-21)) | 130 °C                              |
| Static insulating material application in cold                          | -60 °C                              |
| Surface flammability NFPA 130 (ASTM E 162)                              | passed                              |
| Specific optical density of smoke NFPA 130 (ASTM E 662)                 | passed                              |
| Calorimetric heat release NFPA 130 (ASTM E 1354)                        | 28 MJ/kg                            |
| Smoke gas toxicity NFPA 130 (SMP 800C)                                  | passed                              |
| Fire protection for rail vehicles (DIN EN 45545-2) R22                  | HL 1 - HL 3                         |
| Fire protection for rail vehicles (DIN EN 45545-2) R23                  | HL 1 - HL 3                         |
| Fire protection for rail vehicles (DIN EN 45545-2) R24                  | HL 1 - HL 3                         |
| Fire protection for rail vehicles (DIN EN 45545-2) R26                  | HL 1 - HL 3                         |

#### Dimensions

|        |         |
|--------|---------|
| Width  | 46.9 mm |
| Length | 28.6 mm |
| Height | 21.7 mm |

#### Connection data

|  |                      |
|--|----------------------|
| Connection method  | Push-in connection   |
| Stripping length   | 8 mm ... 10 mm       |
| Connection in acc. with standard   | IEC 60998-2-2        |
| Conductor cross section solid min.   | 0.14 mm <sup>2</sup> |
| Conductor cross section solid max.   | 4 mm <sup>2</sup>    |
| Conductor cross section AWG min.   | 26                   |
| Conductor cross section AWG max.   | 12                   |
| Conductor cross section flexible min.                                      | 0.14 mm <sup>2</sup> |
| Conductor cross section flexible max.                                      | 2.5 mm <sup>2</sup>  |
| Min. AWG conductor cross section, flexible                                 | 26                   |
| Max. AWG conductor cross section, flexible                                 | 12                   |
| Conductor cross section flexible, with ferrule without plastic sleeve min. | 0.14 mm <sup>2</sup> |
| Conductor cross section flexible, with ferrule without plastic sleeve max. | 2.5 mm <sup>2</sup>  |
| Conductor cross section flexible, with ferrule with plastic sleeve min.    | 0.14 mm <sup>2</sup> |

# Distribution block - PTFIX 18X2,5 GY - 3273308

## Technical data

### Connection data

|  |  |
|--|--|
| Conductor cross section flexible, with ferrule with plastic sleeve max.    | 2.5 mm <sup>2</sup>                          |
| Connection cross sections directly pluggable                               | 0.34 mm <sup>2</sup> 4 mm <sup>2</sup> 24 12 |
| Conductor cross section solid min.   | 0.34 mm <sup>2</sup>                         |
| Conductor cross section solid max.   | 4 mm <sup>2</sup>                            |
| Conductor cross section flexible, with ferrule without plastic sleeve min. | 0.34 mm <sup>2</sup>                         |
| Conductor cross section flexible, with ferrule without plastic sleeve max. | 2.5 mm <sup>2</sup>                          |
| Conductor cross section flexible, with ferrule with plastic sleeve min.    | 0.34 mm <sup>2</sup>                         |
| Conductor cross section flexible, with ferrule with plastic sleeve max.    | 2.5 mm <sup>2</sup>                          |
| Internal cylindrical gage  | A3   |

### Ambient conditions

|  |   |
|--|---|
| Operating temperature                    | -60 °C ... 105 °C (max. short-term operating temperature 130°C)           |
| Ambient temperature (storage/transport)  | -25 °C ... 60 °C (for a short time, not exceeding 24 h, -60 °C to +70 °C) |
| Permissible humidity (storage/transport) | 30 % ... 70 %   |
| Ambient temperature (assembly)           | -5 °C ... 70 °C   |
| Ambient temperature (actuation)          | -5 °C ... 70 °C   |

### Standards and Regulations

|  |               |
|--|---------------|
| Connection in acc. with standard       | IEC 60998-2-2 |
| Flammability rating according to UL 94 | V0            |

### Environmental Product Compliance

|            |   |
|------------|---|
| China RoHS | Environmentally friendly use period: unlimited = EFUP-e |
|            | No hazardous substances above threshold values          |

## Drawings

### Circuit diagram



## Classifications

### eCl@ss

|               |          |
|---------------|----------|
| eCl@ss 10.0.1 | 27141120 |
| eCl@ss 11.0   | 27141120 |
| eCl@ss 4.0    | 27141121 |
| eCl@ss 4.1    | 27141121 |
| eCl@ss 5.0    | 27141120 |
| eCl@ss 5.1    | 27141120 |

## Distribution block - PTFIX 18X2,5 GY - 3273308

### Classifications

#### eCl@ss

|            |          |
|------------|----------|
| eCl@ss 6.0 | 27141100 |
| eCl@ss 7.0 | 27141120 |
| eCl@ss 9.0 | 27141120 |

#### ETIM

|          |          |
|----------|----------|
| ETIM 3.0 | EC000897 |
| ETIM 4.0 | EC000897 |
| ETIM 6.0 | EC000897 |
| ETIM 7.0 | EC000897 |

#### UNSPSC

|               |          |
|---------------|----------|
| UNSPSC 6.01   | 30211811 |
| UNSPSC 7.0901 | 39121410 |
| UNSPSC 11     | 39121410 |
| UNSPSC 12.01  | 39121410 |
| UNSPSC 13.2   | 39121410 |
| UNSPSC 18.0   | 39121410 |
| UNSPSC 19.0   | 39121410 |
| UNSPSC 20.0   | 39121410 |
| UNSPSC 21.0   | 39121410 |

### Approvals


#### Approvals

#### Approvals

DNV GL / CSA / UL Recognized / cUL Recognized / IECCE CB Scheme / EAC / EAC / LR / BV / VDE Zeichengenehmigung / cULus Recognized

#### Ex Approvals


#### Approval details


|                    |   |   |           |
|--------------------|---|---|-----------|
| DNV GL             |  | <a href="https://approvalfinder.dnvgl.com/">https://approvalfinder.dnvgl.com/</a> | TAE0002TT |
| Nominal voltage UN | 500 V   |   |           |


## Distribution block - PTFIX 18X2,5 GY - 3273308


### Approvals


|                    |      |
|--------------------|------|
| Nominal current IN | 24 A |
|--------------------|------|

|                            |   |   |       |
|----------------------------|---|---|-------|
| CSA                        |  | <a href="http://www.csagroup.org/services-industries/product-listing/">http://www.csagroup.org/services-industries/product-listing/</a> | 13631 |
|                            | B   | C   | D     |
| Nominal voltage UN         | 300 V   | 300 V   | 600 V |
| Nominal current IN         | 20 A  | 20 A  | 5 A   |
| mm <sup>2</sup> /AWG/kcmil | 26-12   | 26-12   | 26-12 |

|                            |   |   |              |
|----------------------------|---|---|--------------|
| UL Recognized              |  | <a href="http://database.ul.com/cgi-bin/XYV/template/LISEXT/1FRAME/index.htm">http://database.ul.com/cgi-bin/XYV/template/LISEXT/1FRAME/index.htm</a> | FILE E 60425 |
|                            | B   | C   | D            |
| Nominal voltage UN         | 300 V   | 300 V   | 600 V        |
| Nominal current IN         | 20 A  | 20 A  | 5 A          |
| mm <sup>2</sup> /AWG/kcmil | 26-12   | 26-12   | 26-12        |

|                            |   |   |              |
|----------------------------|---|---|--------------|
| cUL Recognized             |  | <a href="http://database.ul.com/cgi-bin/XYV/template/LISEXT/1FRAME/index.htm">http://database.ul.com/cgi-bin/XYV/template/LISEXT/1FRAME/index.htm</a> | FILE E 60425 |
|                            | B   | C   | D            |
| Nominal voltage UN         | 300 V   | 300 V   | 600 V        |
| Nominal current IN         | 20 A  | 20 A  | 5 A          |
| mm <sup>2</sup> /AWG/kcmil | 26-12   | 26-12   | 26-12        |

|                    |   |   |           |
|--------------------|---|---|-----------|
| IECEE CB Scheme    |  | <a href="http://www.iecee.org/">http://www.iecee.org/</a> | DE1-60115 |
| Nominal voltage UN | 450 V   |   |           |
| Nominal current IN | 24 A  |   |           |

|     |   |                          |
|-----|---|--------------------------|
| EAC |  | RU C-<br>DE.AI30.B.01102 |
|-----|---|--------------------------|

## Distribution block - PTFIX 18X2,5 GY - 3273308

### Approvals

|     |  |  |                          |
|-----|--|--|--------------------------|
| EAC |  |  | RU C-<br>DE.BL08.B.00644 |
|-----|--|--|--------------------------|

|    |  |   |             |
|----|--|---|-------------|
| LR |  | <a href="http://www.lr.org/en">http://www.lr.org/en</a> | LR2002627TA |
|----|--|---|-------------|

|    |  |   |             |
|----|--|---|-------------|
| BV |  | <a href="http://www.veristar.com/portal/veristarinfo/generalinfo/approved/approvedProducts/equipmentAndMaterials">http://www.veristar.com/portal/veristarinfo/generalinfo/approved/approvedProducts/equipmentAndMaterials</a> | 59146/A0 BV |
|----|--|---|-------------|

|                        |  |   |          |
|------------------------|--|---|----------|
| VDE Zeichengenehmigung |  | <a href="http://www2.vde.com/de/Institut/Online-Service/VDE-gepruefteProdukte/Seiten/Online-Suche.aspx">http://www2.vde.com/de/Institut/Online-Service/VDE-gepruefteProdukte/Seiten/Online-Suche.aspx</a> | 40047798 |
|------------------------|--|---|----------|

|                    |       |
|--------------------|-------|
| Nominal voltage UN | 450 V |
| Nominal current IN | 24 A  |

|                  |  |
|------------------|--|
| cULus Recognized |  |
|------------------|--|

### Accessories

#### Accessories

#### Bridge

Wire bridge - FBSW 2-5/250MM - 3030172



Wire bridge, length: 250 mm, width: 5.1 mm, number of positions: 1, color: red/black

## Distribution block - PTFIX 18X2,5 GY - 3273308

### Accessories

Wire bridge - FBSW 2-5/60MM - 3030170



Wire bridge, length: 60 mm, width: 5.1 mm, number of positions: 1, color: red/black

---

Wire bridge - FBSW 2-5/110MM - 3030171



Wire bridge, length: 110 mm, width: 5.1 mm, number of positions: 1, color: red/black

---

### Filler plug

Filler plugs - CEC 2,5 - 3062757



Cover for conductor shaft, 10-pos., for spring cage terminal blocks (ST) and terminal blocks with push-in technology (PT) with a width of 5.2 mm

---

### Insulating sleeve

Insulating sleeve - MPS-IH WH - 0201663



Insulating sleeve, color: white

---

Insulating sleeve - MPS-IH RD - 0201676



Insulating sleeve, color: red

## Distribution block - PTFIX 18X2,5 GY - 3273308

### Accessories

---

Insulating sleeve - MPS-IH BU - 0201689

Insulating sleeve, color: blue



Insulating sleeve - MPS-IH YE - 0201692

Insulating sleeve, color: yellow



Insulating sleeve - MPS-IH GN - 0201702

Insulating sleeve, color: green



Insulating sleeve - MPS-IH GY - 0201728

Insulating sleeve, color: gray



Insulating sleeve - MPS-IH BK - 0201731

Insulating sleeve, color: black



## Distribution block - PTFIX 18X2,5 GY - 3273308

### Accessories

Insulating sleeve - ISH 2,5/0,2 - 3002843



Insulating sleeve, color: white

---

Insulating sleeve - ISH 2,5/0,5 - 3002856



Insulating sleeve, color: gray

---

Insulating sleeve - ISH 2,5/1,0 - 3002869



Insulating sleeve, color: black

---

### Jumper

Plug-in bridge - FBS 2-5 - 3030161



Plug-in bridge, pitch: 5.2 mm, length: 22.7 mm, width: 9 mm, number of positions: 2, color: red

---

Plug-in bridge - FBS 2-5 GN - 3032143



Plug-in bridge, pitch: 5.2 mm, number of positions: 2, color: green

---

## Distribution block - PTFIX 18X2,5 GY - 3273308

### Accessories

Plug-in bridge - FBS 2-5 BU - 3036877



Plug-in bridge, pitch: 5.2 mm, number of positions: 2, color: blue

---

Plug-in bridge - FBS 2-5 GY - 3038969



Plug-in bridge, pitch: 5.2 mm, number of positions: 2, color: gray

---

### Labeled terminal marker

Marker card - SK 2,8 REEL P5,2 WH CUS - 8199986



Marker card, Card, can be ordered: by card, white, labeled according to customer specifications, mounting type: adhesive, for terminal block width: 5.2 mm, lettering field size: continuous x 2.8 mm

---

Marker card - SK 3,8 REEL P5,2 WH CUS - 8199989



Marker card, Card, can be ordered: by card, white, labeled according to customer specifications, mounting type: adhesive, for terminal block width: 5.2 mm, lettering field size: continuous x 3.8 mm

---

### Marker carriers

Terminal strip marker carrier - KLM 2 - 0807575



Terminal strip marker carrier, gray, unlabeled, mounting type: plug in, lettering field size: 20 mm x 8 mm

## Distribution block - PTFIX 18X2,5 GY - 3273308

### Accessories

---

Terminal strip marker carrier - KLM 3-L - 0814788



Terminal strip marker carrier, height-adjustable, for end brackets CLIPFIX 15, CLIPFIX 35 and CLIPFIX 35-5, can be labeled with BMK...20 x 8 labels, or directly with the M-PEN or X-PEN

### Mounting material

---

DIN rail adapter - PTFIX-NS35 - 3274054



DIN rail adapter, length: 58.1 mm, width: 28.6 mm, height: 11 mm, color: gray

DIN rail adapter - PTFIX-NS35A - 3274056



DIN rail adapter, length: 45.7 mm, width: 10.3 mm, height: 11.9 mm, color: gray

DIN rail adapter - PTFIX-NS35A-FIX - 3274057



DIN rail adapter, with end stop function, length: 45.7 mm, width: 10.3 mm, height: 12 mm, color: gray

DIN rail adapter - PTFIX-NS15A - 3274058



DIN rail adapter, length: 28.6 mm, width: 10.3 mm, height: 10.8 mm, color: gray

## Distribution block - PTFIX 18X2,5 GY - 3273308

### Accessories

DIN rail adapter - PTFIX-NS15A-FIX - 3274059



DIN rail adapter, with end stop function, length: 28.6 mm, width: 10.3 mm, height: 10.8 mm, color: gray

Flange - PTFIX-F - 3274060



Flange, with screw-on fixing, length: 28.6 mm, width: 8.6 mm, height: 21.7 mm, color: gray

### Screwdriver tools

Screwdriver - SZF 1-0,6X3,5 - 1204517



Actuation tool, for ST terminal blocks, also suitable for use as a bladed screwdriver, size: 0.6 x 3.5 x 100 mm, 2-component grip, with non-slip grip

### Terminal marking

Marking foil for zack marker strip - TML (EX3,8)R - 0801837



Marking foil for zack marker strip, Roll, white, unlabeled, can be labeled with: THERMOMARK ROLL 2.0, THERMOMARK ROLL, THERMOMARK ROLL X1, THERMOMARK ROLLMASTER 300/600, THERMOMARK X1.2, mounting type: adhesive, for terminal block width: 30000 mm, lettering field size: 30000 x 3.8 mm, Number of individual labels: 1

Marking foil for zack marker strip - TML (104X3,8)R - 0801833



Marking foil for zack marker strip, Roll, white, unlabeled, can be labeled with: THERMOMARK ROLL 2.0, THERMOMARK ROLL, THERMOMARK ROLL X1, THERMOMARK ROLLMASTER 300/600, THERMOMARK X1.2, mounting type: adhesive, for terminal block width: 104 mm, lettering field size: 104 x 3.8 mm, Number of individual labels: 2500

## Distribution block - PTFIX 18X2,5 GY - 3273308

### Accessories

---

#### Marking foil for zack marker strip - TML (104X2,8)R - 0801832



Marking foil for zack marker strip, Roll, white, unlabeled, can be labeled with: THERMOMARK ROLL 2.0, THERMOMARK ROLL, THERMOMARK ROLL X1, THERMOMARK ROLLMASTER 300/600, THERMOMARK X1.2, mounting type: adhesive, for terminal block width: 104 mm, lettering field size: 104 x 2.8 mm, Number of individual labels: 2500

---

#### Marking foil for zack marker strip - TML (EX2,8)R - 0801836



Marking foil for zack marker strip, Roll, white, unlabeled, can be labeled with: THERMOMARK ROLL 2.0, THERMOMARK ROLL, THERMOMARK ROLL X1, THERMOMARK ROLLMASTER 300/600, THERMOMARK X1.2, mounting type: adhesive, for terminal block width: 30000 mm, lettering field size: 30000 x 2.8 mm, Number of individual labels: 1

---

#### Marker for terminal blocks - US-TML (104X3,8) - 0830768



Marker for terminal blocks, Card, white, unlabeled, can be labeled with: BLUEMARK ID COLOR, BLUEMARK ID, THERMOMARK PRIME, THERMOMARK CARD 2.0, THERMOMARK CARD, mounting type: adhesive, lettering field size: 104 x 3.8 mm, Number of individual labels: 22

---

#### Marker for terminal blocks - US-TML (104X2,8) - 0830767



Marker for terminal blocks, Card, white, unlabeled, can be labeled with: BLUEMARK ID COLOR, BLUEMARK ID, THERMOMARK PRIME, THERMOMARK CARD 2.0, THERMOMARK CARD, mounting type: adhesive, lettering field size: 104 x 2.8 mm, Number of individual labels: 26

---

#### Marker card - SK U/3,8 WH:UNBEDRUCKT - 0803906



Marker card, Sheet, white, unlabeled, can be labeled with: PLOTMARK, CMS-P1-PLOTTER, Office printing systems, mounting type: adhesive, for terminal block width: 210 mm, lettering field size: 186 x 3.8 mm, Number of individual labels: 1440

---

## Distribution block - PTFIX 18X2,5 GY - 3273308

### Accessories

Marker card - SK U/2,8 WH:UNBEDRUCKT - 0803883



Marker card, Sheet, white, unlabeled, can be labeled with: PLOTMARK, CMS-P1-PLOTTER, Office printing systems, mounting type: adhesive, for terminal block width: 210 mm, lettering field size: 186 x 2.8 mm, Number of individual labels: 3600

Label - MM-TML (EX3,8)R C1 WH/BK - 1092026



Label, Roll, white, unlabeled, can be labeled with: THERMOFOX, THERMOMARK GO, THERMOMARK GO.K, mounting type: adhesive, for terminal block width: 8000 mm, lettering field size: continuous x 3.8 mm

### Test plug terminal block

Test plugs - MPS-MT SN - 3212251



Test plugs, with solder connection up to 1 mm<sup>2</sup> conductor cross section, tin-plated surface, color: silver

Test plugs - MPS-MT 1-S - 1944372



Test plug, consisting of 1.0 mm Ø test pin and 2.0 mm Ø socket

Test plugs - MPS-MT - 0201744



Test plugs, with solder connection up to 1 mm<sup>2</sup> conductor cross section, color: gray

## Distribution block - PTFIX 18X2,5 GY - 3273308

### Accessories

Test socket

Test adapter - PAI-4-N GY - 3032871



4 mm test adapter, for terminal blocks with 5.2 mm, 6.2 mm and 8.2 mm pitch